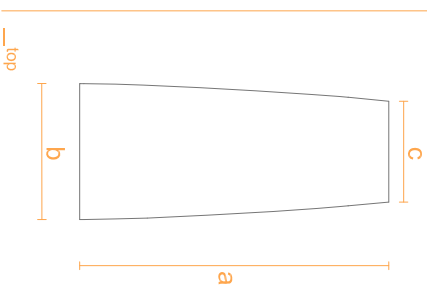
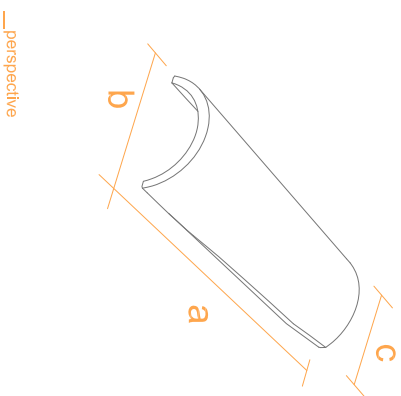
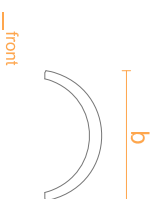
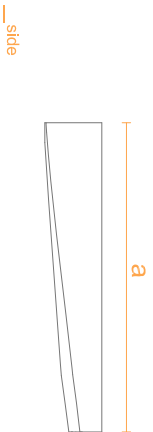


curved roof tile T5 red clay



Dimensions

a: 500mm; b: 220mm; c: 163mm

a: 19.69"; b: 8.66"; c: 6.42"

Pieces/m² Pieces/square

18/ 167

Weight piece

2.55kg/5.62lbs

Pieces/pallet

275

Weight/pallet

701.25kg/ 1545.99lbs